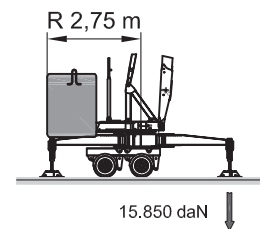
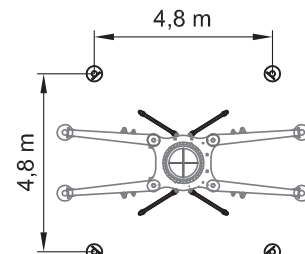
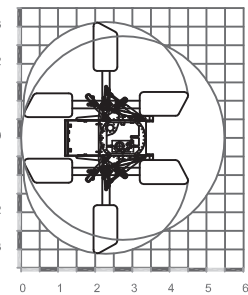
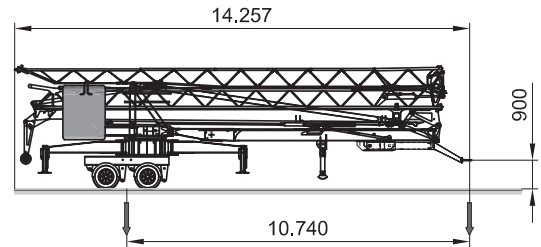
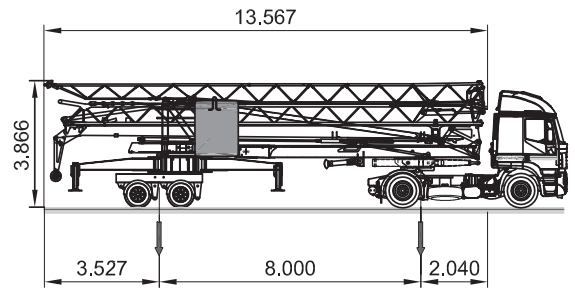
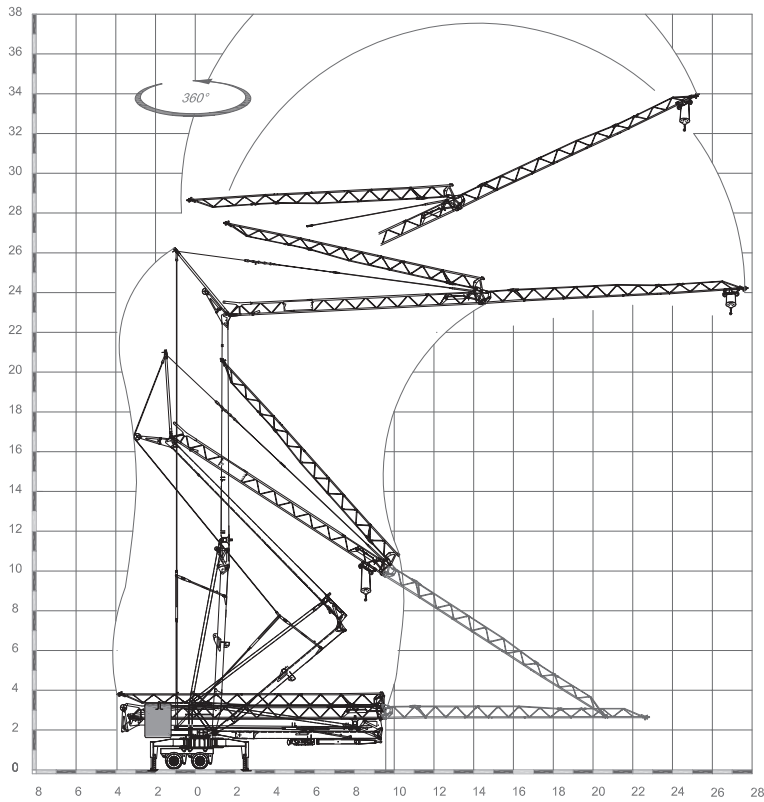


\* Sonderausstattung



	50 Hz V +10%-10%	m/l'	7,5	15	26	41		
	3 kW kg	2200	1300	2200	750	1000	300	850
	230 V 4,5 kW kg	2200	1750	2200	850	1000	500	850
	400 V 8 kVA kg	2200	2200	1000	850			
kW 7,5 Inverter								

	m/l'	17,8	28,6	39,3 / 53,5
	kW 3 Inverter			

	n/l'	0,15	0,42	0,84
	kW 1,55 Inverter			

	min	12
	kW	2,2

	25 - 80 km/h		14600 kg		2 x 4200 kg
--	--------------	--	----------	--	-------------

Alle technischen Angaben ohne Gewähr. Irrtümer und Änderungen vorbehalten.  
 All technical data is without guarantee, errors and changes are reserved.

Am Dornbusch 10  
 64390 Erzhausen  
 www.eurogru.de

Telefon: +49 (0) 6150 13440  
 Fax: +49 (0) 6150 7002  
 Email: kontakt@eurogru.de

**EUROGRU**<sup>®</sup>  
 BAUKRANE SEIT 1962